



CONCERN DEBATES ONLINE DEBATING GUIDE FOR TEACHERS



Welcome to the Concern Debates Programme! We are delighted to have you on board for the academic year.

This guide will bring you through each step of the League Phase of Concern Debates.

This year the League Phase debates will once again be held virtually. However in a change to last year, we are asking teachers to host debates live over Zoom and upload the videos to our easy-to-use debates platform for adjudicators to view and mark.

PLEASE READ CAREFULLY





ONLINE DEBATING




DATES

Schools will receive 3 dates from Concern indicating the motion they will be debating, the school they are up against and whether they are proposition or opposition.




ADJUDICATION

Concern will source a volunteer adjudicator to mark speeches from both schools as per our usual marking sheet.



RECORD LIVE DEBATE

The proposing school will be required to arrange a suitable time with the opposition school to record their debate live over Zoom. This can be done at any time, as long as it suits both schools and the video is submitted to Concern by the given deadline.



RESULTS!

Concern will receive feedback from the adjudicator and the result of the debate. Concern will then email both teachers with feedback and the result. Concern will let both teams know of the marks awarded to each school within 72 hours.




REQUIREMENTS OF SCHOOLS & TEACHERS

- **Each school must complete 3 debates before the deadline given by Concern.**
- **Teachers must ensure all participating students have consent forms signed by parents/guardians and returned to the Concern Debates Team.**
- **If a school cannot complete a debate on a given day, schools must contact each other and work out a new date in line with the Concern Debates calendar.**
- **If a school fails to log onto a scheduled zoom debate with no valid reason, that school will automatically forfeit that round. 3 points will be given to the other school.**





ONLINE DEBATING



NEXT STEPS FOR CONCERN DEBATES

1

Contact your opposing school

Contact your opposing school and arrange a time and date for your debate

2

Hold Live Debate over Zoom

Both schools SHOULD RECORD THE DEBATE ON ZOOM to mitigate risk of technical failure

3

Upload the Recording

1. Both schools should save the debate to their computer
2. **Proposition School only** uploads the debate video to [Concern Debates platform](#)
3. Both schools receive marks and feedback from the Concern Debates team
4. Both schools delete the debate from their computer

4

Receive Results

Both teams will receive feedback and results from Concern within 72 hours

FREQUENTLY ASKED QUESTIONS

1. How will we know if we won our debate?

The Concern Debates team will receive results from the adjudicator and will relay these to debates mentors via email. We will update the league table here

<https://www.concern.net/schools-and-youth/debates/competition-stages>

2. I have concerns about GDPR and the videos sent to Concern. Will they be secured safely?

We fully recognise concerns regarding GDPR and safeguarding issues when dealing with videos of minors. All videos received will be stored securely on Concern's purpose-built platform. Videos will only be accessed by a maximum of four members of the Concern Debates team and one adjudicator. Videos will be deleted as per our data policy. All schools will be asked to fill in GDPR compliant consent forms for all members of their team. For more information, please view our privacy policy. (ROI policy [here](#). UK/NI policy [here](#)). All adjudicators marking videos have been screened by Concern and are Garda / Access NI vetted.

3. How many videos will I need to upload?

Depending on your fixtures list you will only need to upload one or two videos for the entire League Phase.

4. My internet connection is quite poor and I'm worried about uploading my video.

The new system has been tested on different connections and with very large files. We can talk you through a number of tips to ensure the videos are uploaded successfully. If you are still concerned, speak to a member of the team and we can assist you.



CONCERN
DEBATES